


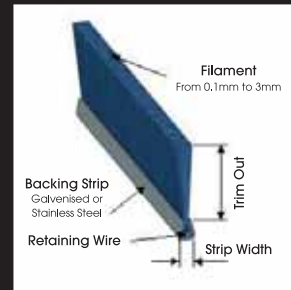
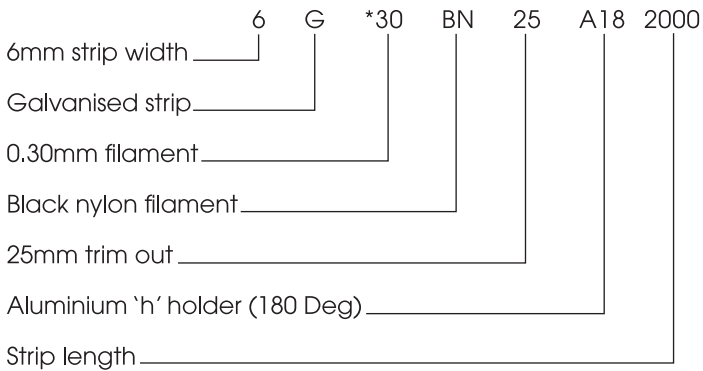
# To Order Straight Strip Brushes

Brush Strip size, specification and coding are set out below, for information on non-standard Brush Strip please call the sales office who will help to create a price for 'Specials'.

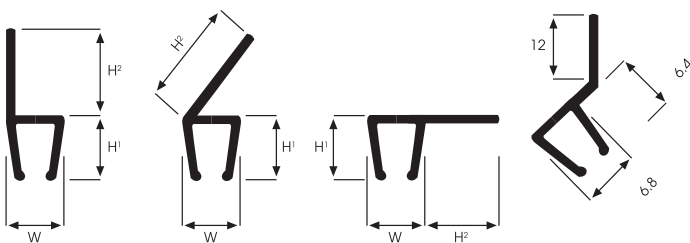
Strip size length	Filament size	Maximum trim	standard length
2.5mm	0.15mm	25mm	3000mm
4mm	0.15mm to 0.2mm	45mm	3000mm
5mm	0.15mm to 0.3mm	55mm	3000mm
6mm	0.20mm to 0.5mm	80mm	3000mm
8mm	0.30mm to 0.8mm	110mm	3000mm
11mm	0.80mm to 3mm	300mm	3000mm

Strip Type	BS number
Stainless Steel	S BS1449PTA
Galvanised	G. BSEN 10142 1991
Stainless Steel	Our code = S
Galvanised	Our code = G

To code and order a brush strip, please follow the example below



Strip Size	Aluminium Extrusion Material Strip Brush Carriers				Upright Leg			45 Deg Angle leg			90 Deg Angle leg		
	180	45	90	30	H	H1	H2	W	H1	H2	W	H1	H2
2.5mm	*		*		5.2	5.3	11.2	5	5.5	12	5.2	5.6	9
4mm	*		*		6.8	6.4	10.1	6.6	6.8	16	6.7	6.8	11
5mm	*	*	*		7.2	8.5	14.8	7.2	8.5	19	17.2	8.5	15.4
6mm	*				10.8	10.8	17.8	10	10.2	25	10.5	10.8	19.5
8mm	*	*	*		12	12.5	16.0	11.8	12.3	22.5	12.2	12.4	22.7
11mm	*				17	18.5	26.5						



The above holders are available in stock in aluminium only. Plastic, galvanised, stainless steel and wood holders are available upon request. Holders can be drilled or slotted to suit customer requirements.

**When ordering roller brushes, please use the following method where possible:-**

- Type and filament size
- Type and size of backing strip
- State the size of shaft or internal diameter of brush
- The external diameter or finished diameter of brush
- The face length ie from end to end of shaft
- Pitch of strip (like a extended coil fig 6) or closed face (fig 2)